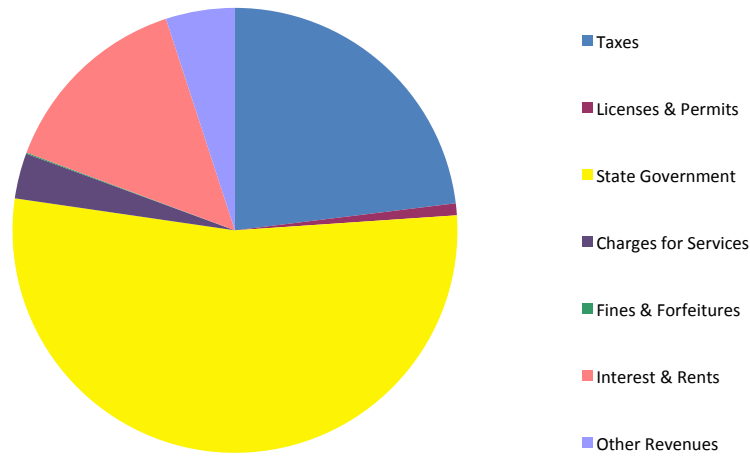


CITIZEN'S GUIDE TO LOCAL UNIT FINANCES - Village of Farwell (18-3010)

REVENUES

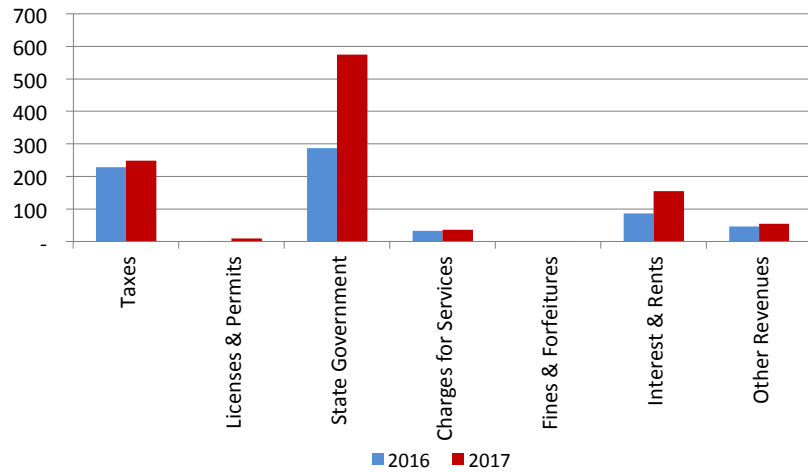
1. Where our money comes from (all governmental funds)



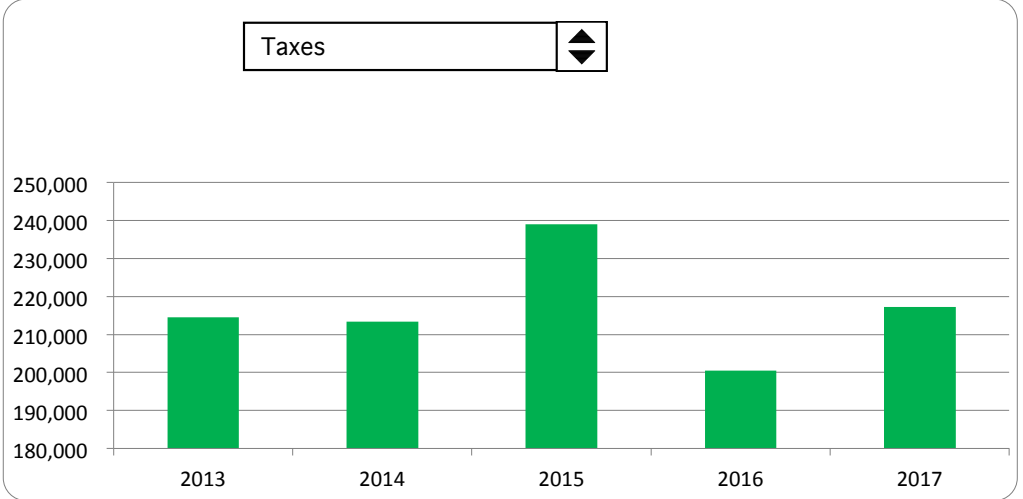
2. Compared to the prior year

	<u>2016</u>	<u>2017</u>	<u>% change</u>
Taxes	\$ 200,519	\$ 217,179	8.31%
Licenses & Permits	720	8,131	1029.31%
Federal Government	251,588	-	-100.00%
State Government	251,588	502,712	99.82%
Local Contributions	-	-	N/A
Charges for Services	28,848	31,079	7.73%
Fines & Forfeitures	660	783	18.64%
Interest & Rents	75,797	134,653	77.65%
Other Revenues	40,967	47,276	15.40%
Total Revenues	\$ 850,687	\$ 941,813	10.71%

3. Revenue sources per capita - compared to the prior year



4. Historical trends of individual sources



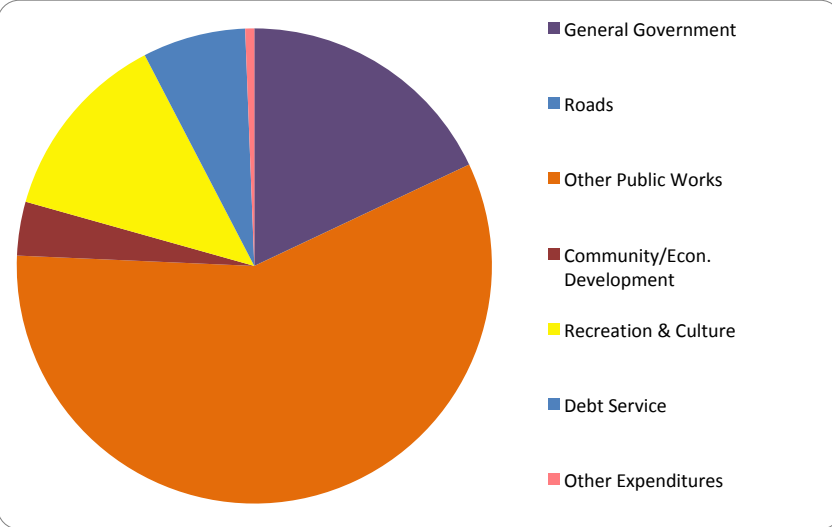
Commentary:

For more information on our unit's finances, contact Kayla Randle at 989-588-9926.

CITIZEN'S GUIDE TO LOCAL UNIT FINANCES - Village of Farwell (18-3010)

EXPENDITURES

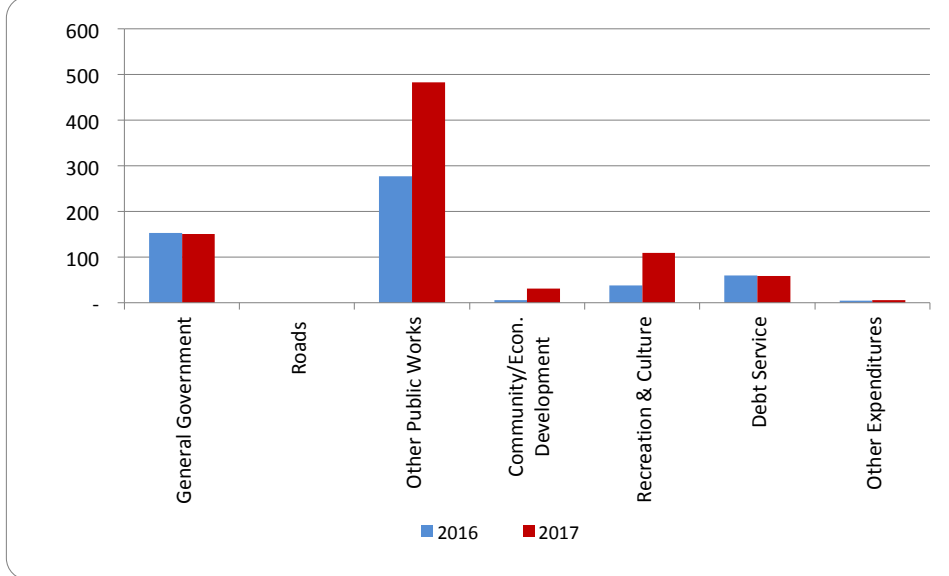
1. Where we spend our money (all governmental funds)



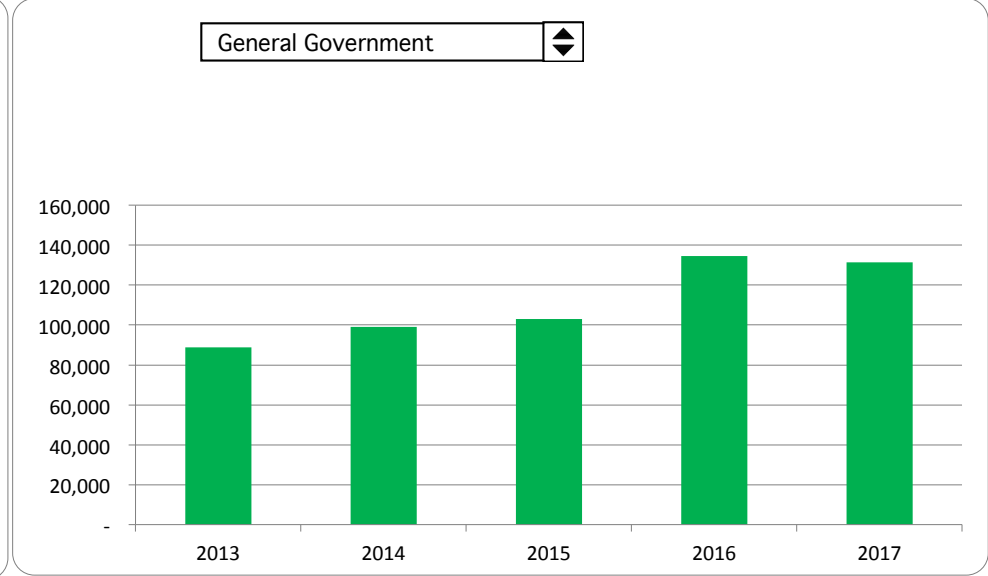
2. Compared to the prior year

	2016	2017	% change
General Government	\$ 134,590	\$ 131,523	-2.28%
Police & Fire	-	-	N/A
Other Public Safety	-	-	N/A
Roads	-	-	N/A
Other Public Works	243,600	422,137	73.29%
Health & Welfare	-	-	N/A
Community/Econ. Development	5,399	26,787	396.15%
Recreation & Culture	33,677	95,170	182.60%
Capital Outlay	-	-	N/A
Debt Service	51,963	51,305	-1.27%
Other Expenditures	4,331	4,500	3.90%
Total Expenditures	\$ 473,560	\$ 731,422	54.45%

3. Spending per capita - compared to the prior year



4. Historical trends of individual departments:

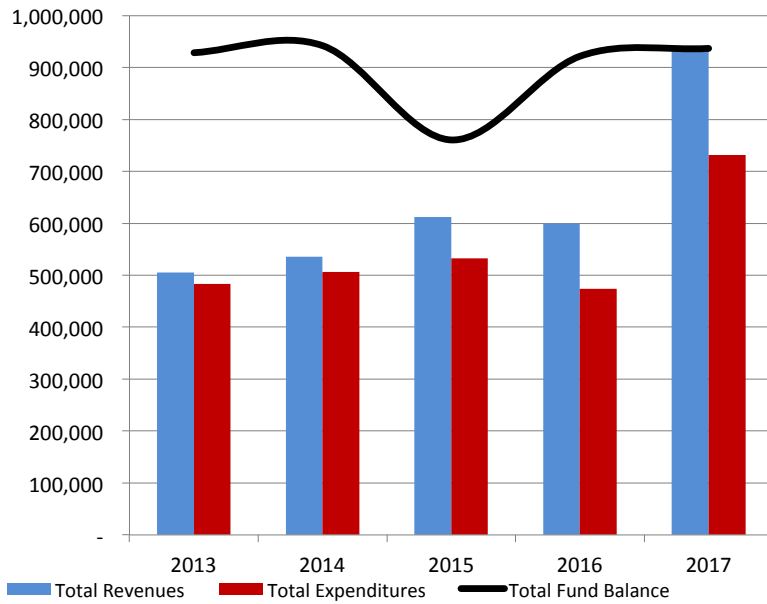


Commentary:

For more information on our unit's finances, contact Kayla Randle at 989-588-9926.

CITIZEN'S GUIDE TO LOCAL UNIT FINANCES - Village of Farwell (18-3010)

1. How have we managed our governmental fund resources (fund balance)?

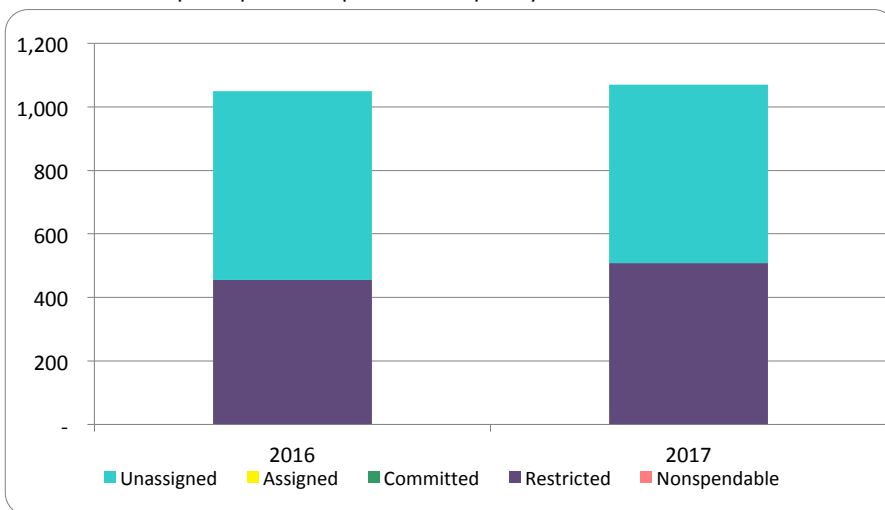


FINANCIAL POSITION

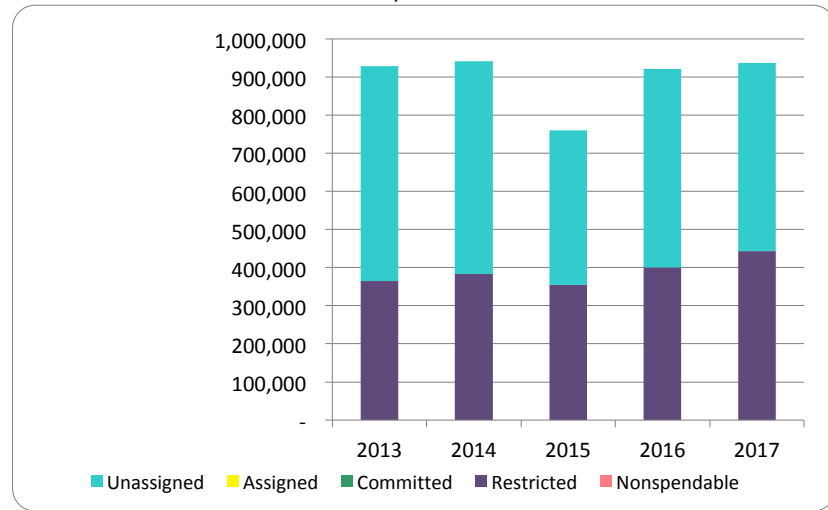
2. Compared to the prior year

	2016	2017	% change
Revenue	599,099	941,813	57.20%
Expenditures	473,560	731,422	54.45%
Surplus (shortfall)	125,539	210,391	67.59%
Fund balance, by component:			
Nonspendable	-	-	N/A
Restricted	400,076	443,927	10.96%
Committed	-	-	N/A
Assigned	-	-	N/A
Unassigned	521,511	492,724	-5.52%
total fund balance	921,587	936,651	1.63%

3. Fund balance per capita - compared to the prior year



4. Historical trends of individual components



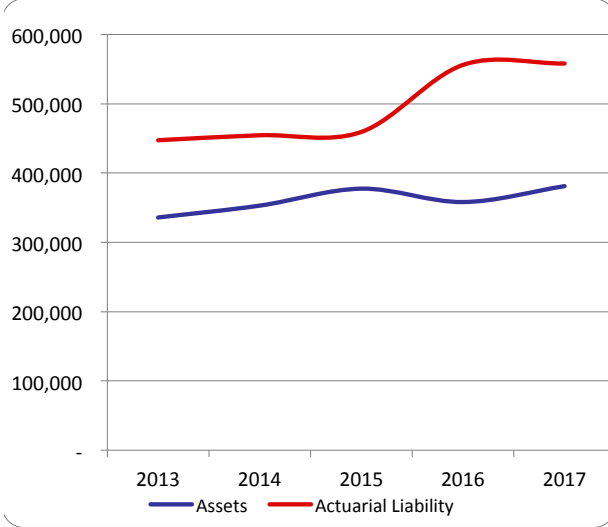
Commentary:

For more information on our unit's finances, contact Kayla Randle at 989-588-9926.

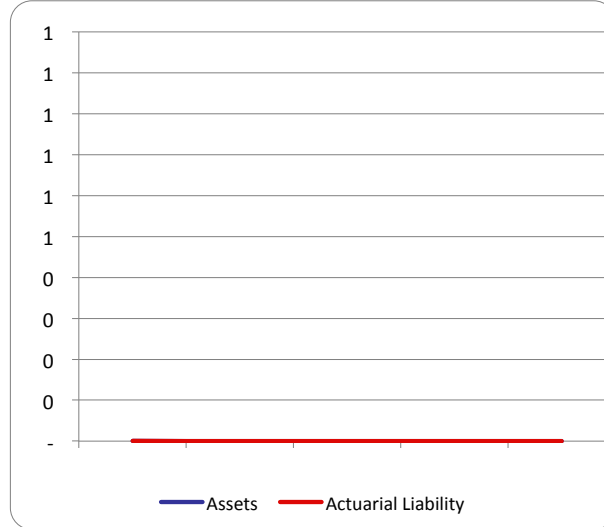
CITIZEN'S GUIDE TO LOCAL UNIT FINANCES - Village of Farwell (18-3010)

OTHER LONG TERM OBLIGATIONS

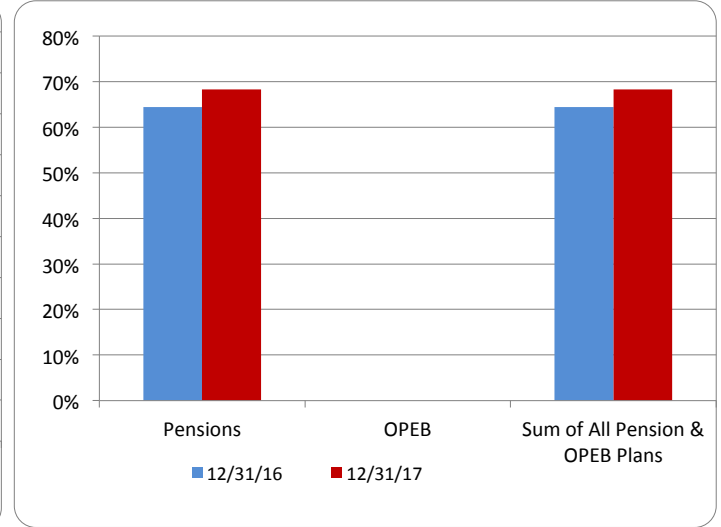
1. Pension funding status



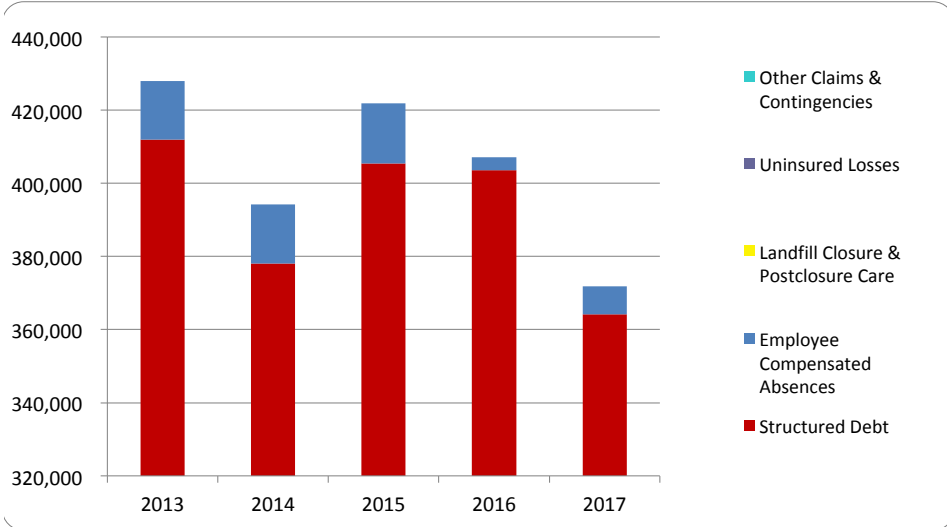
2. Retiree Health care funding status



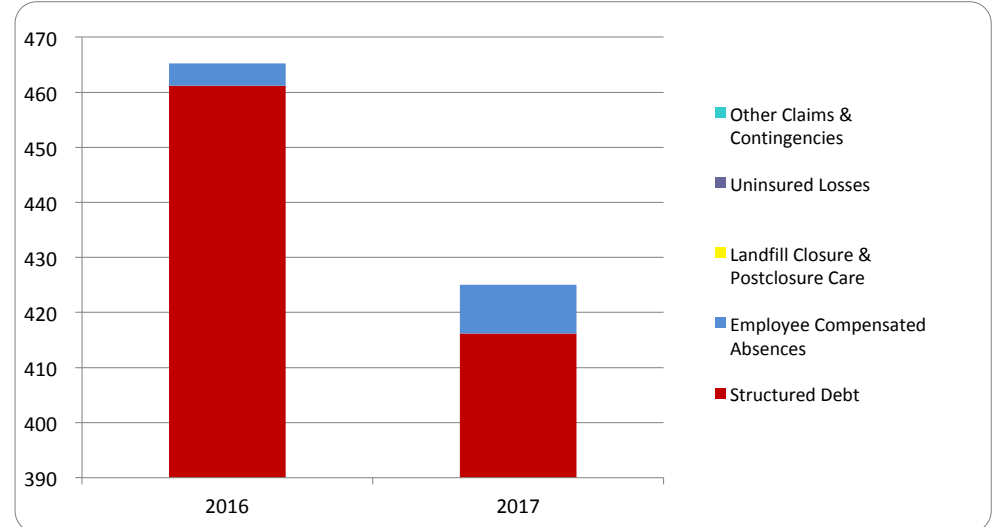
3. Percent funded - compared to the prior year



4. Long Term Debt obligations:



5. Debt & other long term obligations per capita - compared to the prior year



Commentary:

For more information on our unit's finances, contact Kayla Randle at 989-588-9926.